

## Instructions PTC Crankcase Heaters

### Description

PTC crankcase heater : 27W  
 Voltage range : 230-600V  
 Self regulating  
 Technical datasheet available on request

The kit contains (Fig 1):

- PTC Heater
- Plastic O-ring




Fig. 1

### Code numbers

120Z0459 : Single pack or Multipack (10 pcs)  
 120Z0460 : Industrial pack (50 pcs)



Fig. 2




Fig. 3



Fig. 4




Fig. 5



Fig. 6

### Introduction

- These instructions pertain to PTC heaters used for A/C and refrigeration with Danfoss Commercial Compressors; they provide necessary information regarding safety features and proper handling of this product.
- Modifications or alteration of this product are not allowed.
- The goal of these heaters is to prevent refrigerant migration during off cycle periods.
- The external diameter of the PTC heater extends when the heater is first energized. This ensures perfect contact and excellent heat transfer between the heater and the pocket. Heat transfer paste is not required and shall not be used.

### Safety measures prior to assembly

- These PTC heaters have been designed and qualified to be used with Maneurop® reciprocating compressors. The use with any other application is not allowed.
- Installation and servicing is to be performed by qualified personnel in compliance with all pertinent practises and safety procedures.
- Verify that the power supply corresponds to the heater characteristics written on the heater cable.
- Do not energize the PTC heater before it's inserted in the compressor. The external diameter of the heater extends when energized which may make it impossible to insert the heater afterwards.
- Do not apply heat transfer paste. The presence of heat transfer paste may damage the heater when the external diameter of the PTC heater extends.

### Assembly

- Clean the PTC pocket ( remove old paste if any) (Fig 2)
- Insert the PTC at the maximum inside the pocket in the compressor shell. (Fig 3 & 4)
- Insert the lock ring (small conical face first) to maintain properly the PTC inside the compressor (Fig 5)
- Final situation+ (Fig 6)
- The PTC must be energized 12 hours before the compressor starts.